



KINGHI™ Lighting



LED TRI-PROOF LIGHT

5years warranty tri-proof light ,20W 30W 40W 50W 60W 80W, linear led light
 KINGHI Waterproof led light tube ETL DLC TUV SAA outdoor lighting
 60cm 90cm 120cm 150cm 180cm 240cm waterproof led light fixture

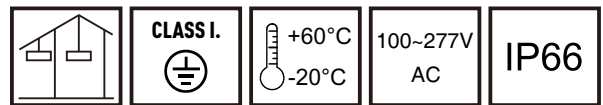
Application

- commercial light : office,supermarket,hotel,exhibition hall,etc.
- Public light : Residence,library,hospitals,school ,mtr station,train station,bus station,airport,etc.
- Industrial light : Factory,warehouse,etc



Features

- 1, IP65 Water-proof, Dust-proof and IK10 Pressure-proof
- 2, Corrosion proof, Impact resistant
- 3, High lumen output >120Lm/W CRI>80
- 4, Thickened 1.3mm Aluminum housing, Excellent heat dissipation
- 5, Constant current isolated power supply, PF>0.9
- 6, Long Lifespan 50000 hours, 5 Years Warranty
- 7, More than 80% saving energy over fluorescent tubes
- 8, Specially used in Harsh Environments, such as Mining area, Steel plant, Factory, Tunnel, Basement etc.



Product data

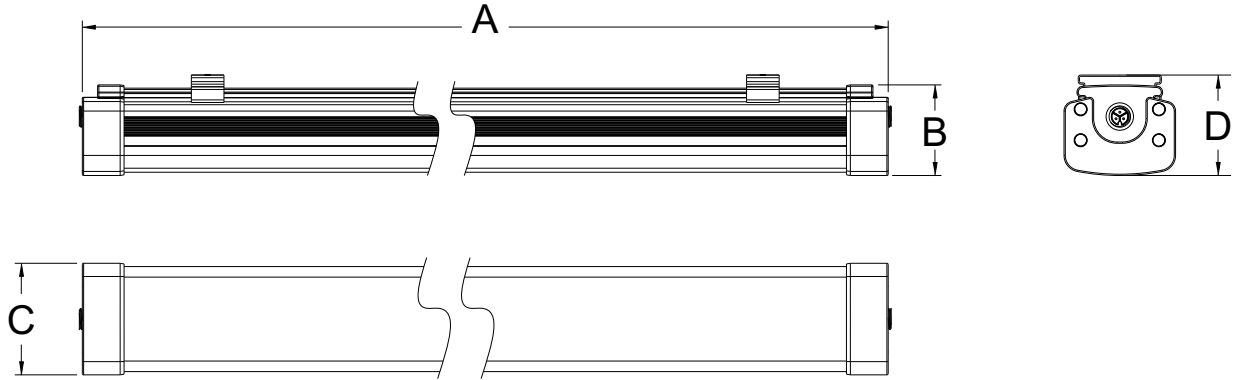
Model	KH-TRI-2	KH-TRI-3	KH-TRI-4	KH-TRI-5	KH-TRI-6	KH-TRI-8
Length	600mm(2ft)	900mm(3ft)	1200mm(4ft)	1500mm(5ft)	1800mm(6ft)	2400mm(8ft)
Power(W)	20W	30W	40W	50W	60W	80W
Note	SMD 2835 Chips,120LM/W,CRI>80,PF>0.9					
	AC100-277V 50/60Hz					
	Aluminum Housing+Strip / Frosted PC Cover					
	CCT:Warm white 2700-3000K,Neutral white 4000-4500K,White 6000-6500K					
	Working Temperature:-30°C~60°C					
	5 Years Warranty, 50.000 Hours Working Lifetime					
Certificate:CE,IP66,DLC,ETL,c-ETL,TUV,SAA						

Led Tri-proof Light

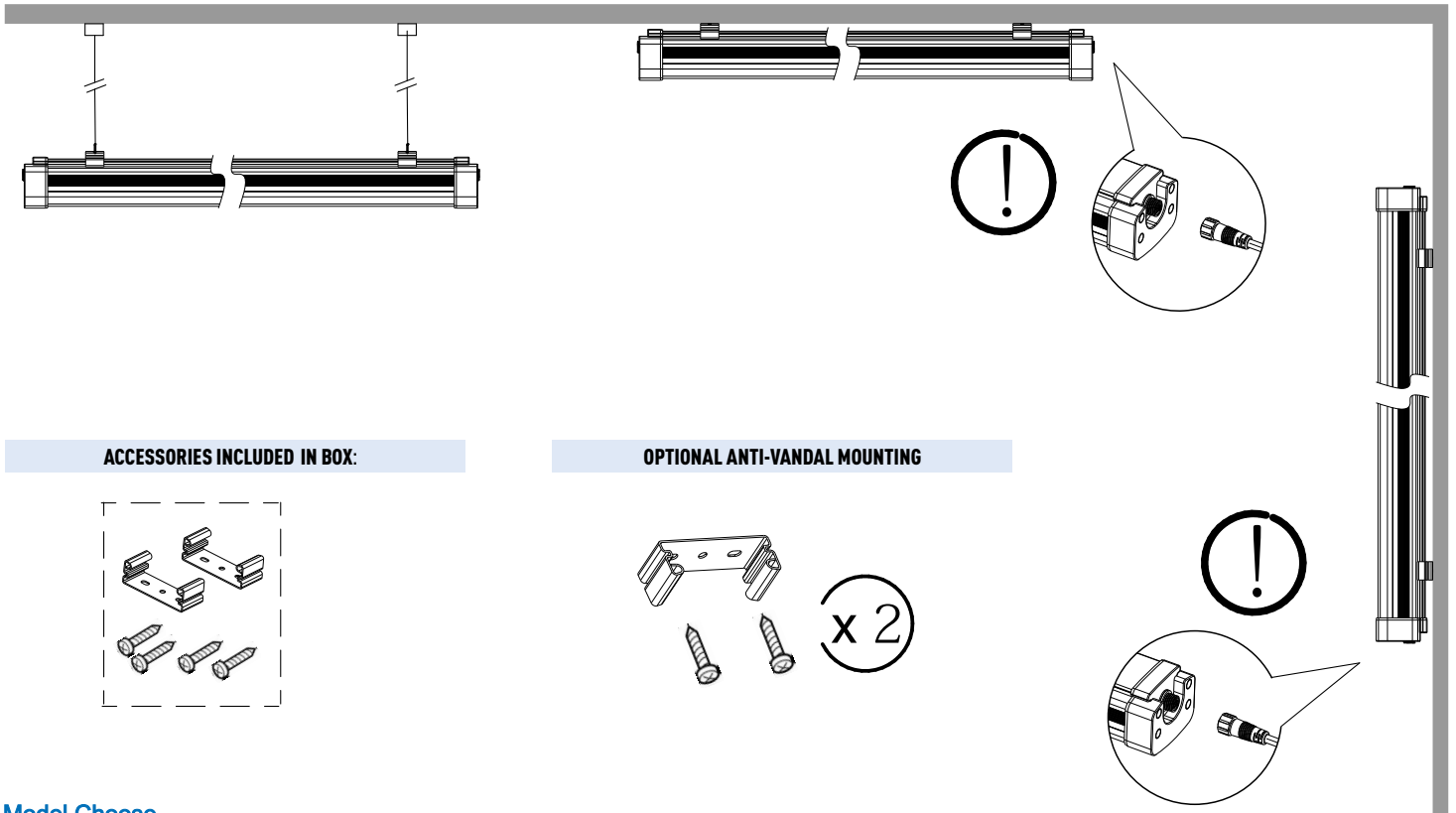


Model	Power(W)	Luminous Flux	CCT	Dimension (mm)			
				A	B	C	D
KH-TRI-2	20W	2400LM	2700~6500K	550mm	69.5mm	85.5mm	77mm
KH-TRI-3	30W	3600LM		850mm			
KH-TRI-4	40W	4800LM		1150mm			
KH-TRI-5	50W	6000LM		1450mm			
KH-TRI-6	60W	7200LM		1750mm			
KH-TRI-8	80W	9600LM		2350mm			

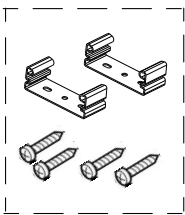
Dimensional drawing



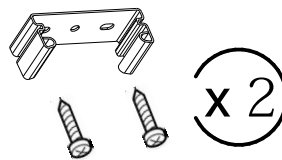
The installation



ACCESSORIES INCLUDED IN BOX:



OPTIONAL ANTI-VANDAL MOUNTING



Model Choose



linkable A



linkable B



Unilateral outlet