

D5100 Industrial Differential Pressure Transducer



- 316L Stainless Steel Wetted Surface
- Voltage, Current, and mV Outputs
- True Wet/Wet Differential
- CE Certified (amplified version only)
- Variety of Pressure Ports and Electrical Connections

DESCRIPTION

The D5100 series from Measurement Specialties sets the price and performance standard for differential pressure transducers used in demanding environments.

The amplified model of the D5100 series exceeds the latest heavy industrial CE requirements including surge protection and reverse polarity protection. The amplified and mV output pressure transducers both have two pressure ports for high and low pressures and all wetted parts are made of 316L stainless steel. They come in a variety of electrical configurations and ranges from 1 to 500 psi (up to 35 Bar).

FEATURES

- Heavy Industrial CE Approval (amplified only)
- As Low As $\pm 0.1\%$ Pressure Non Linearity
- Rugged Construction: Can Withstand 50g Shock/20g Vibration
- Up to -40°C to $+125^{\circ}\text{C}$ Operating Temperature Range
- Excellent Stability
- Various Output, Pressure Ports and Electrical Connections

APPLICATIONS

- Process Controls
- Tank Level Measurement
- Filter Performance Monitoring
- Corrosive Fluids and Gas Measurement Systems
- Flow Measurements

STANDARD RANGES

Range	psiD	Range	BarD
0 to 1	•	0 to 0.07	•
0 to 5	•	0 to 0.35	•
0 to 15	•	0 to 1	•
0 to 30	•	0 to 2	•
0 to 50	•	0 to 3.5	•
0 to 100	•	0 to 7	•
0 to 300	•	0 to 20	•
0 to 500	•	0 to 35	•

D5100 Industrial Differential Pressure Transducer

PERFORMANCE SPECIFICATIONS (AMPLIFIED OUTPUT)

Typical Drive: See Output Options Table

Ambient Temperature: 25°C (unless otherwise specified)

PARAMETERS	1 PSI			≥5 PSI			UNITS	NOTES
	MIN	TYP	MAX	MIN	TYP	MAX		
Accuracy	-0.3		0.3	5psi: -0.25 ≥15psi: -0.1		0.25 0.1	%Span	1
Isolation, Body To Any Lead	1			1			MΩ @25VDC	
Pressure Cycles	1.00E+6			1.00E+6			0-FS Cycles	
Proof Pressure (High Side)			10X			3X	Rated	2
Proof Pressure (Low Side)			10X			3X	Rated	3
Burst Pressure (High Side)			12X			4X	Rated	2
Burst Pressure (Low Side)			12X			4X	Rated	3
Line (common) Pressure			1000			1000	psi	
Line Pressure Effect on Zero		0.004		5psi: 0.0008 TYP ≥15psi: 0.0005 TYP			%Span/psi	
Long Term Stability		±0.25			±0.1		%Span/year	
Total Error Band	-1.5		1.5	-1		1	%Span	
Compensated Temperature	0		50	0 -20		70 +85	°C	
Operating Temperature	-40		+85	-40		+125	°C	4
Storage Temperature	-40		+125	-40		+125	°C	4
Load Resistance (R _L)	R _L > 100k Ω							5
Sensor Type	Differential Pressure Sensor with Unidirectional Calibration							
Pressure Port Material	316L Stainless Steel							
Bandwidth	DC to 1KHz (typical)							
Shock	50g, 11 msec Half sine shock per MIL-STD-202F, Method 213B, Condition A							
Vibration	±20g, MIL-STD-810C, Procedure 514.2, Fig 514.2-2, Curve L							

Notes

1. Combined linearity, hysteresis and repeatability using Best Fit Straight Line.
2. 1000psi, whichever is less.
3. 150psi, whichever is less.
4. Except cable 105°C Max.
5. Voltage output.

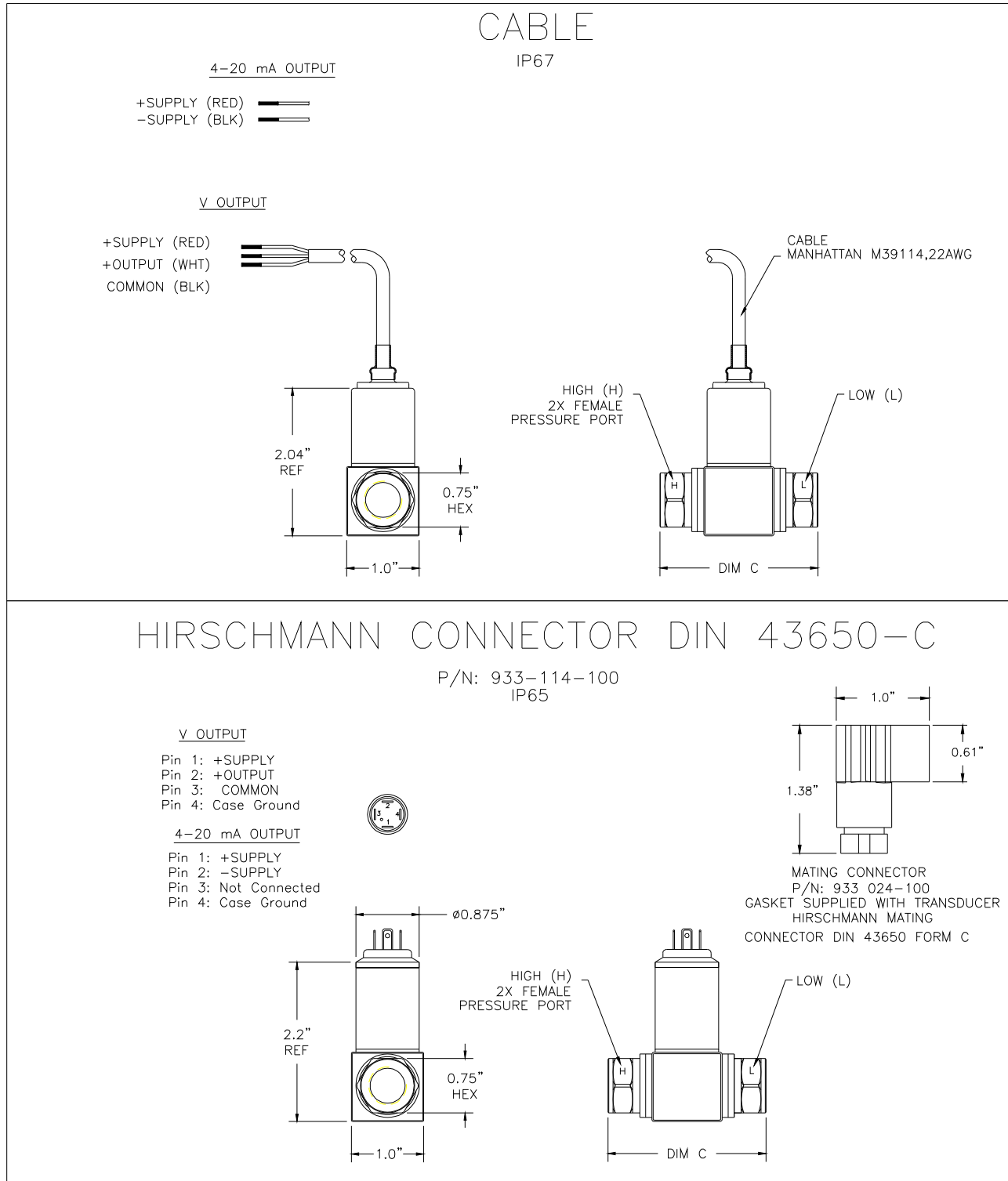
CE Compliance

IEC 55022 Emissions Class A & B
 IEC 61000-4-2 Electrostatic Discharge Immunity (6kV contact/8kV air)
 IEC 61000-4-3 EM Field Immunity (30V/m)
 IEC 61000-4-4 Electrical Fast Transient Immunity (1kV)
 IEC 61000-4-5 Surge (1kV)
 IEC 61000-4-6 Conducted Immunity (10V)
 IEC 61000-4-9 Pulsed Magnetic Field Immunity (100A/m)

Pressure Port Options	Dim C (inches) [mm]	Electrical Connection Options
2 = 1/4-19 BSPP Male	3.08 [78.3]	1 = 2 ft cable
5 = 1/4-18 NPT Male	3.18 [80.8]	4 = Packard Connector
F = 1/4-19 BSPP Female	2.18 [55.42]	5 = Bendix Connector
G = 1/4-18 NPT Female	2.18 [55.42]	6 = Hirschmann Connector
Others available upon request		Others available upon request

D5100 Industrial Differential Pressure Transducer

DIMENSIONS (AMPLIFIED OUTPUT)



D5100 Industrial Differential Pressure Transducer

DIMENSIONS (AMPLIFIED OUTPUT)

Packard Connector IP66

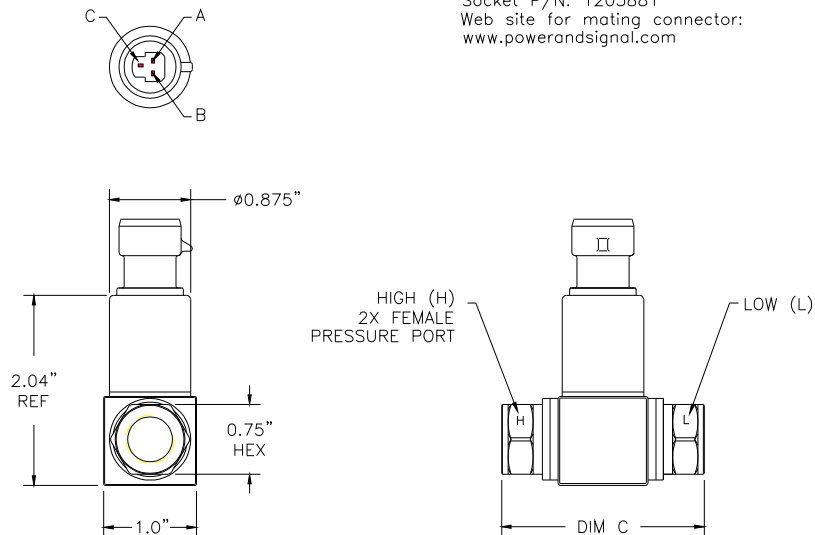
4-20 mA OUTPUT

PIN A: +SUPPLY
PIN B: -SUPPLY
PIN C: Not Connected

V OUTPUT

PIN A: +SUPPLY
PIN B: COMMON
PIN C: +OUTPUT

Mating packard connector
Housing P/N: 12078090
Socket P/N: 1203881
Web site for mating connector:
www.powerandsignal.com



Bendix PTIH-10-6P Connector IP66

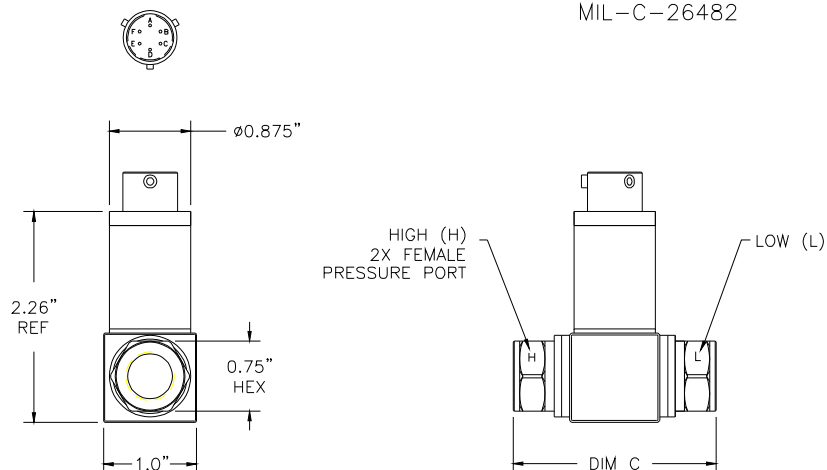
4-20 mA OUTPUT

POSITIVE SUPPLY PIN A AND B (INTERNALLY CONNECTED)
NEGATIVE SUPPLY PIN C AND D (INTERNALLY CONNECTED)
PIN E: Not Connected
PIN F: Not Connected

V OUTPUT

PIN A: +SUPPLY
PIN B: +OUTPUT
PIN C: COMMON
PIN D: COMMON
PIN E: Not Connected
PIN F: Not Connected

Mating Bendix connector
P/N: PT06A-10-6S
MIL-C-26482



D5100 Industrial Differential Pressure Transducer

OUTPUT OPTIONS (AMPLIFIED OUTPUT)

Code	Output	Supply(V)		
		MIN	TYP	MAX
3	0.5 – 4.5V (ratiometric)	4.75	5.00	5.25
4	1 – 5V	8	15	30
5	4 – 20mA	9	15	30

PERFORMANCE SPECIFICATIONS (mV OUTPUT)

Supply Voltage: 10Vdc

Ambient Temperature: 25°C (unless otherwise specified)

PARAMETERS	1 PSI			≥5 PSI			UNITS	NOTES
	MIN	TYP	MAX	MIN	TYP	MAX		
Supply Voltage		10	14		10	14	VDC	
Zero Pressure Output	-2.0	0	2.0	5psi: -2.0 ≥15psi: -1.0	0 0	2.0 1.0	mV	
Span	77	80	83	5psi: 98 ≥15psi: 99	100 100	102 101	mV	
Accuracy	-0.3		0.3	5psi: -0.25 ≥15psi: -0.1		0.25 0.1	%Span	1
Input Resistance	5.5	9.0	12.5	5.5	9.0	12.5	KΩ	
Output Resistance	4.0		30.0	5psi: 4.0 ≥15psi: 4.0		30.0 25.0	KΩ	
Isolation, Body To Any Lead	50			50			MΩ @50VDC	
Pressure Cycles	1.00E+6			1.00E+6			0-FS Cycles	
Proof Pressure (High Side)			10X			3X	Rated	2
Proof Pressure (Low Side)			10X			3X	Rated	3
Burst Pressure (High Side)			12X			4X	Rated	2
Burst Pressure (Low Side)			12X			4X	Rated	3
Line (common) Pressure			1000			1000	psi	
Line Pressure Effect on Zero		0.004		5psi: 0.0008 TYP ≥15psi: 0.0005 TYP			%Span/psi	
Long Term Stability		±0.25			±0.1		%Span/year	
Temperature Coefficient – Span	-1.5		1.5	5psi: -1.5 ≥15psi: -1.0		1.5 1.0	%Span	
Temperature Coefficient – Offset	-2.5		2.5	5psi: -1.5 ≥15psi: -1.0		1.5 1.0	%Span	
Output Load Resistance	5			5			MΩ	
Output Noise (10Hz to 1KHz)		1.0			1.0		uV p-p	
Response Time (10% to 90%)		0.1			0.1		ms	
Compensated Temperature	0		50	5psi: 0 ≥15psi: -20		70 85	°C	
Operating Temperature	-40		+85	-40		+125	°C	
Storage Temperature	-40		+125	-40		+125	°C	4
Voltage Breakdown	500V rms@50Hz, Leakage Current <1mA							
Sensor Type	Differential Pressure Sensor with Unidirectional Calibration							
Pressure Port Material	316L Stainless Steel							
Shock	50g, 11 msec Half sine shock per MIL-STD-202F, Method 213B, Condition A							

D5100 Industrial Differential Pressure Transducer

Notes

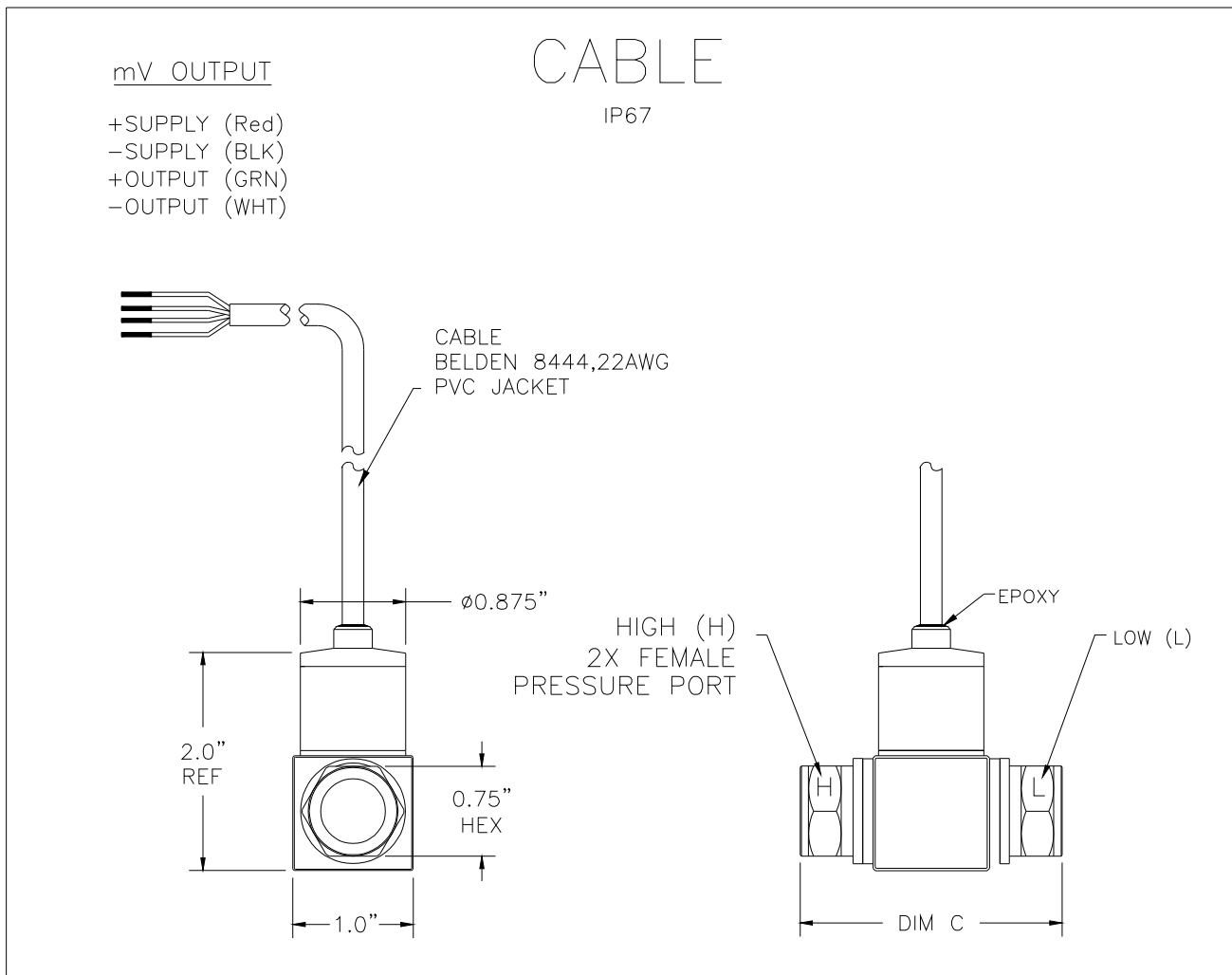
1. Combined linearity, hysteresis and repeatability using Best Fit Straight Line.
2. 1000psi, whichever is less.
3. 150psi, whichever is less.
4. Except cable 105°C Max.

Pressure Port Options	Dim C (inches) [mm]	Electrical Connection Options
2 = 1/4-19 BSPP Male	3.08 [78.3]	1 = 2 ft cable
5 = 1/4-18 NPT Male	3.18 [80.8]	
F = 1/4-19 BSPP Female	2.18 [55.42]	
G = 1/4-18 NPT Female	2.18 [55.42]	

Others available upon request

Others available upon request

DIMENSIONS (mV OUTPUT)



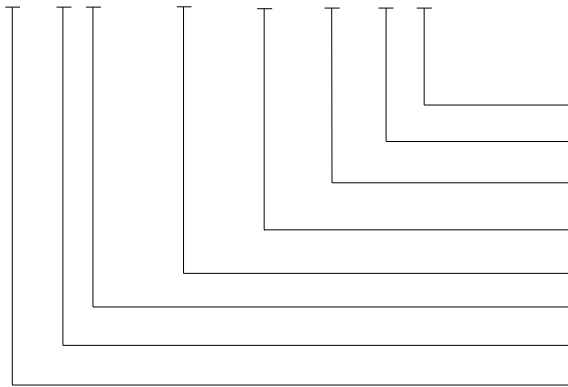
D5100 Industrial Differential Pressure Transducer

OUTPUT OPTIONS (mV OUTPUT)

Code	Output	MIN	Supply(V)	
			TYP	MAX
2	80mV (1psi), 100mV (≥ 5 psi) [ratiometric]		10	14

ORDERING INFORMATION

D5131-000005-300PD



Type (D = Differential)
Units (P = psi, B = Bar)
Pressure Range (See Pressure Range Table)
Pressure Port (See Pressure Port Options Table)
Specials (nnnnn = Custom Drawing)
Connection (See Electrical Connections Table)
Output (See Output Options Table)
Model

The information in this sheet has been carefully reviewed and is believed to be accurate; however, no responsibility is assumed for inaccuracies. Furthermore, this information does not convey to the purchaser of such devices any license under the patent rights to the manufacturer. Measurement Specialties, Inc. reserves the right to make changes without further notice to any product herein. Measurement Specialties, Inc. makes no warranty, representation or guarantee regarding the suitability of its product for any particular purpose, nor does Measurement Specialties, Inc. assume any liability arising out of the application or use of any product or circuit and specifically disclaims any and all liability, including without limitation consequential or incidental damages. Typical parameters can and do vary in different applications. All operating parameters must be validated for each customer application by customer's technical experts. Measurement Specialties, Inc. does not convey any license under its patent rights nor the rights of others.