



FEATURES

- CE Compliance
- Reverse Polarity Protection on Input
- Short Circuit Protection on Output
- $\pm 0.25\%$ Accuracy within compensation temperature
- $\pm 1.0\%$ Total Error Band within compensation temperature
- $\pm 0.25\%$ of Rdg ± 1 count for display accuracy
- Compact Outline
- -40°C to $+85^{\circ}\text{C}$ Operating Temperature
- IP67 Weatherproof
- Continuous display rotation

APPLICATIONS

- Food & Beverage systems
- Pharmaceutical & Medical systems
- Pumps and Compressors
- Hydraulic/Pneumatic Systems

M5800

Pressure Transducer with Rotatable Display

SPECIFICATIONS

- Wide Temperature Range
- Compact
- Variety of Pressure Ports and customized Electrical Configurations
- Optional Stainless Steel Snubber
- CE Compliant and Weatherproof
- Gage, Compound
- Continuous pressure display with zero setting

Difficulty reading pressure measurements in awkward spaces throughout your process can compromise your operational efficiency. TE's M5800 digital display transducer offers visualized pressure value readings for demanding, harsh applications. The 310° rotatable display enables easy viewing and on-demand adjustment.

Offering precise measurements at a superior value, this sensor can be easily configured based on your specific requirements including pressure range, pressure fitting, analog output, and electrical connection. Its display zero tare feature enables the local user to precisely set the display to zero and offers a more precise pressure measurement and true control of your processes.

M5800

Pressure Transducer With Rotatable Display

STANDARD RANGES

Range (psi)	Range (Bar)	Gage	Compound
0 to 050	0 to 3.5	•	•
0 to 100	0 to 007	•	•
	0 to 010	•	•
0 to 200		•	•
0 to 300	0 to 020	•	•
0 to 500	0 to 035	•	•
0 to 01k	0 to 070	•	•
0 to 03k	0 to 200	•	•
0 to 05k	0 to 350	•	•
0 to 07k	0 to 500	•	•
0 to 10k	0 to 700	•	•
0 to 15k	0 to 01k	•	•

Intermediate pressure ranges available upon request

PERFORMANCE SPECIFICATIONS

Ambient Temperature: 25°C (unless otherwise specified)

PARAMETERS	MIN	TYP	MAX	UNITS	NOTES
Accuracy (combined non-linearity, hysteresis, and repeatability)	-0.25		0.25	%F.S. BFSL	
Isolation, Body to any Lead	100			MΩ	@500V _{DC}
Dielectric Strength			2	mA	@500V _{AC} , 1min
Pressure Cycles	1.00E+6			0~FS Cycles	
Proof Pressure	2X			Rated	
Burst Pressure	5X		20k psi	Rated	
Long Term Stability (1 year)	-0.25		0.25	%F.S.	
Total Error Band (17-4PH, all range)	-1.0		1.0	%F.S.	
Total Error Band (316L, ≤3k psi)	-1.5		1.5	%F.S.	Over Compensated Temperature
Total Error Band (316L, >3k psi)	-2.0		2.0	%F.S.	
Compensated Temperature (CT)	-20		+85	°C	
Operating Temperature	-40		+85	°C	
Storage Temperature	-40		+90	°C	
Load Resistance (R _L)		R _L > 100k		Ω	Voltage Output
Load Resistance (R _L)		< (Supply Voltage -12V) / 0.02A		Ω	Current Output
Current Consumption			30	mA	Voltage Output
Rise Time (10% to 90%)	<2ms (Voltage Output); <3ms (Current Output); Without Snubber				
Wetted Material	17-4PH or 316L Stainless Steel Port, 316L Stainless Steel Snubber				
Gage Pressure Reference Vent	VIA Cable				
Bandwidth	DC to 1KHz (Typical)				
Shock	50g, 11msec Half Sine Shock per MIL-STD-202G, Method 213B, Condition A				
Vibration	±20g, MIL-STD-810C, Procedure 514.2, Fig 514.2-2, Curve L				

For custom configurations, consult factory.

Notes

1. Compensated Temperature: The temperature range over which the product will produce an output proportional to pressure within the specified performance limits.
2. Operating Temperature: The temperature range over which the product will produce an output proportional to pressure but may not remain within the specified performance limits.
3. Storage Temperature: The temperature range over which the product can be stored safely in occasions without pressure applied or power input and remains rated performance. Beyond this temperature range may cause permanent damage to the product.
4. All configurations are built with supply voltage reverse and output short-circuit protections.
5. For all CE compliance tests, MAX allowed output deviation is ±1.5% F.S.
6. IP rating: IP67

CE Compliance

EN 55022 Emissions Class A & B

IEC 61000-4-2 Electrostatic Discharge Immunity (4kV contact/8kV air)

IEC 61000-4-3 Radiated, Radio-Frequency Electromagnetic Field Immunity (10V/m, 80M-1GHz)

IEC 61000-4-4 Electrical Fast Transient Immunity (1kV)

IEC 61000-4-5 Surge Immunity (V+ to V-: ±1KV/42Ω; L to Case: ±1KV/42Ω; V- to V₀: ±1KV/42Ω)

IEC 61000-4-6 Immunity to Conducted Disturbances Induced by Radio Frequency Fields (150K~80MHz, 3V level)

For all CE compliance tests, max allowed output deviation ±1.5 %F.S.

M5800

Pressure Transducer With Rotatable Display

DISPLAY SPECIFICATION

Digits Display	Within range: -XXX to XXXX Overload(>110%FS): OP
Type	7 Segment Blue LED
Polarity	Automatic (-) Display
Display Accuracy (excluding transducer output)	+/-0.25% of Rdg +/- 1 Count
Character Size	0.24" height
Display Rotation Range	Continuous 310°
Zero Setting	Push down zero button for 5 seconds at ambient pressure. Disabled if output exceeds 3%FS (5% for FS ≤100PSI or 7BAR Safety warning: Display is for reference only since its zero can be adjusted.

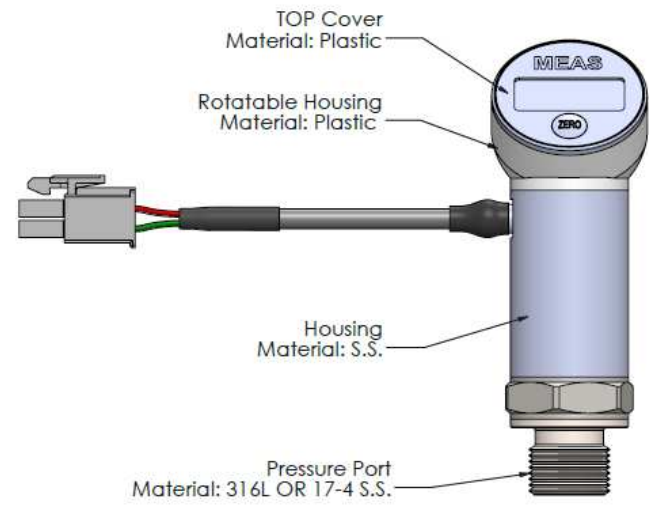
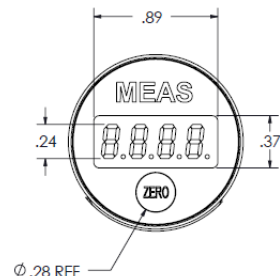
DISPLAY DIGITAL RESOLUTION

PRESSURE UNIT	PRESSURE RANGE	DISPLAY DIGIT	DECIMAL PLACE	NEGATIVE PRESSURE	EXAMPLE
PSI	050 to 99.9	3	1	Shows "-"	01.0~99.9, -13.7,
	100 to 999	3	NA	Shows "-"	101~999, -013
KPSI	01 to 9.999	4	NA	Shows "-"	1000~9999, -013
	10 to 15	4	2	NA	10.00 - 15.00
BAR	3.5B to 01K	4	1	Shows "-"	003.5~700.0, -000.1, 1000

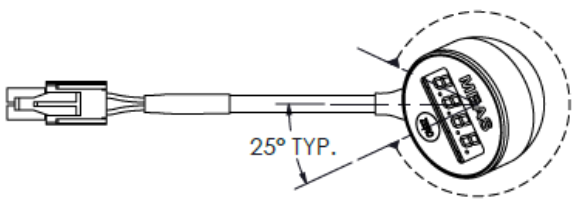
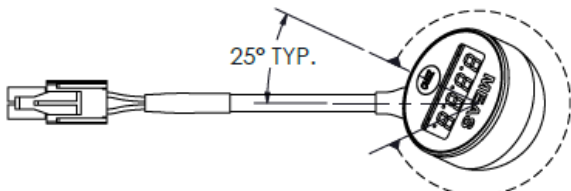
M5800

Pressure Transducer With Rotatable Display

DIMENSIONS



CODE	DIM C
1	CABLE 2 FT
E	CABLE 3 FT
2	CABLE 4 FT
3	CABLE 10 FT
M	CABLE 1 M
N	CABLE 2 M
P	CABLE 5 M
R	CABLE 10 M
X	Cable special Length with customized connector (must fit 22 AWG size cable)



DISPLAY ROTATION RANGE IS ABOUT 310°

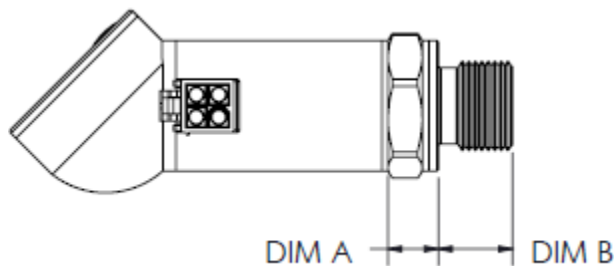
*Dimensions are in inches unless otherwise specified

M5800

Pressure Transducer With Rotatable Display

PRESSURE PORTS

CODE	PORT	DIM B	DIM A REF.	Recommended Torque (Nm)
2	1/4-19 BSPP	0.547 [13.0]	0.366 [9.3]	30~35
3	G3/8 JIS B2351	0.615 [15.6]	0.366 [9.3]	35~40
4	7/16-20UNF MALE SAE J1926-2 STRAIGHT THREAD O-RING BUNA-N 90SH-904	0.508 [12.9]	0.366 [9.3]	18~20
5	1/4-18 NPT	0.600 [15.24]	0.366 [9.3]	2~3 TFFT
6	1/8-27 NPT	0.390 [9.9]	0.366 [9.3]	2~3 TFFT
B	G1/4 JIS B2351	0.472 [11.94]	0.366 [9.3]	30~35
E	1/4-19 BSPT	0.500 [12.7]	0.366 [9.3]	2~3 TFFT
F	1/4-19 BSPP FEMALE (without snubber)	0.621 [15.77]	0.366 [9.3]	30~35
P	7/16-20UNF FEMALE SAE J513 STRAIGHT THREAD WITH INTEGRAL VALVE DEPRESSOR	0.430 [10.92]	0.444 [11.28]	15~16
N	7/16-20UNF FEMALE SAE J513 STRAIGHT THREAD	0.430 [10.92]	0.444 [11.28]	15~16
Q	M10 x 1.0 mm ISO 6149-2	0.449 [11.4]	0.366 [9.3]	15~16
S	M12 x 1.5 mm ISO 6149-2	0.531 [13.5]	0.366 [9.3]	25~30
U	G/14 DIN 3852 FORM E GASKET DIN3869-14 NBR	0.519 [13.2]	0.445 [11.3]	30~35
W	M20 x 1.5 mm ISO 6149-2	0.551 [14.0]	0.441 [11.2]	40~45
G	M14 x 1.5 mm ISO 6149-2	0.531 [13.5]	0.366 [9.3]	25~30



M5800

Pressure Transducer With Rotatable Display

WIRING

CURRENT OUTPUT WIRING

+SUPPLY	-SUPPLY	GROUND
RED	BLK	DRAIN WIRE

VOLTAGE OUTPUT WIRING

+SUPPLY	+OUTPUT	COMMON	GROUND
RED	WHT	BLK	DRAIN WIRE

OUTPUTS

CODE	OUTPUT SIGNAL	SUPPLY VOLTAGE
4	1 TO 5 V	8~30 V
5	4 TO 20 mA	12~30 V
6	0 TO 5 V	8~30 V
7	0 TO 10 V	12~30 V
8	1 TO 6 V	8~30 V
9	0.5 TO 4.5 V	8~30 V

M5800

Pressure Transducer With Rotatable Display

ORDERING INFORMATION

M58 6 1 - 1 0 00 1 2 - 100P G

Output	
Code	Output Signal
4	1 to 5V
5	4 to 20mA
6	0 to 5V
7	0 to 10V
8	1 to 6V
9	0.5 to 4.5V

Cable Length	
Code	Dim C
1	Cable 2ft
E	Cable 3ft
2	Cable 4ft
3	Cable 10ft
M	Cable 1m
N	Cable 2m
P	Cable 5m
R	Cable 10m

Port Material	
Code	Description
0	17-4PH Stainless Steel
1	316L Stainless Steel

Cleaning	
Code	Description
0	No Selection
1	Oxygen Clean B40.1 Level IV
2	With Snubber

Label	
Code	Label Type
0	Adhesive Label
1	Laser Marking

Pressure Reference	
Code	Description
G	Gauge
C	Compound

Pressure Ranges	
psi STD	bar STD
050P	3.5B
100P	007B
200P	010B
300P	020B
500P	035B
01KP	070B
03KP	200B
05KP	350B
10KP	700B
15KP	01KB

Compound Pressure Range is -14.7 to XXXpsig or -1 to XXXbarg, (e.g. 200PC: -14.7 to 200psig, 020BC: -1 to 20barg)

Pressure Port Type	
Code	Port
2	1/4-19 BSPP
3	G3/8 JIS B2351
4	7/16-20 UNF Male SAE J1926-2 Straight Thread O-Ring Buna 90SH-904
5	1/4-18 NPT
6	1/8-27 NPT
B	G1/4 JIS B2351
E	1/4-19 BSPT
F	1/4-19 BSPP Female
P	7/16-20UNF Female SAE J513 Straight Thread w/ Integral Valve Depressor
N	7/16-20UNF Female SAE J513 Straight Thread
Q	M10X1.0mm ISO 6149-2
S	M12X1.5mm ISO 6149-2
U	G1/4 DIN 3852 Form E Gasket DIN3869-14 NBR
W	M20X1.5mm ISO 6149-2
G	M14X1.5mm ISO 6149-2

For installation instructions and recommended torque, please find the document under "RELATED MATERIALS" at the M5800 product website of te.com