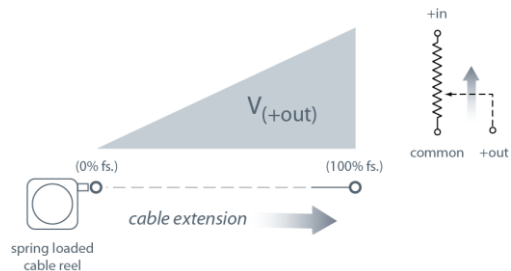


The PT9101 is a work-horse for demanding long-range applications requiring a linear position measurements in ranges up to 1700 inches. Available with either a 500, 1K, 5K, or 10K ohm potentiometer, the PT9101 operates with any basic panel meter or programmable controller.

As a member of our innovative family of NEMA 4 rated cable-extension transducers, the PT9101 offers numerous benefits. It installs in minutes, works without perfect parallel alignment, and when its stainless-steel cable is retracted, it measures only 6".

Output Signal



— bridge circuit option available, see ordering information

PT9101

Cable Actuated Sensor Heavy Industrial • Voltage Divider

Absolute Linear Position to 550 inches (1400 cm)

Aluminum or Stainless Steel Enclosure Options

VLS Option to Prevent Free-Release Damage

IP68 • NEMA 6 Protection

General

Full Stroke Range	0-75 to 0-550 inches
Output Signal	voltage divider (potentiometer)
Accuracy	± 0.10% full stroke
Repeatability	± 0.02% full stroke
Resolution	essentially infinite
Enclosure Material Options	stainless steel or thermoplastic
Sensor	plastic-hybrid precision potentiometer
Potentiometer Cycle Life	≥ 250,000
Maximum Retraction Acceleration	see ordering information
Maximum Velocity	see ordering information
Weight, Aluminum (Stainless Steel) Enclosure	8 lbs. (16 lbs.) max.

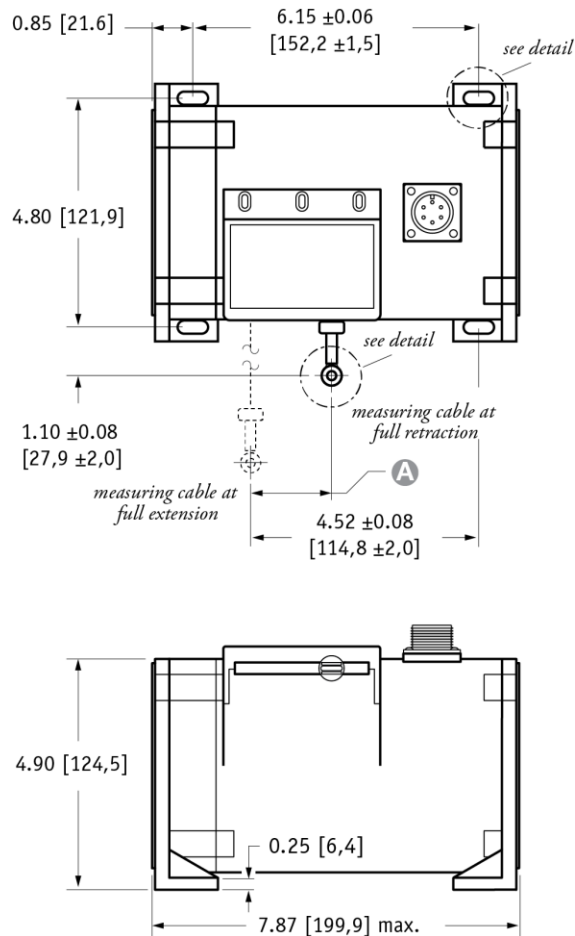
Electrical

Input Resistance Options	500, 1K, 5K, 10K Ω , bridge
Power Rating, Watt	2.0 at 70°F derated to 0 at 250° F
Recommended Maximum Input Voltage	30V (AC/DC)
Output Signal Change Over Full Stroke Range	94% ±4% of input voltage

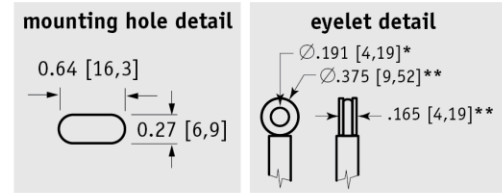
Environmental

Enclosure	NEMA 4/4X/6, IP 67/68
Operating Temperature	-40° to 200°F (-40° to 90°C)
Vibration	up to 10 g to 2000 Hz maximum

Fig. 1 – Outline Drawing (18 oz. cable tension only)

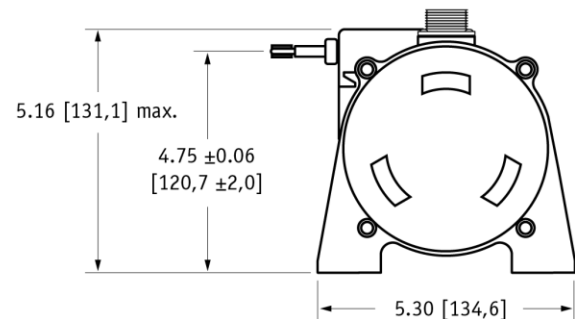


DIMENSIONS ARE IN INCHES [MM]
tolerances are 0.03 IN. [0.5 MM] unless otherwise noted.



A DIMENSION (INCHES)

RANGE	MEASURING CABLE			
	Ø.031 in.	Ø.034 in.	Ø.047 in.	Ø.062 in.
75	n/a	0.22	0.29	0.37
100	n/a	0.29	0.39	0.49
150	n/a	0.44	0.59	0.73
200	n/a	0.58	0.79	0.98
250	n/a	0.73	0.98	1.22
300	n/a	0.88	1.18	1.47
350	n/a	1.02	1.38	1.71
400	n/a	1.17	1.57	1.96
450	n/a	1.31	1.77	n/a
500	n/a	1.46	1.97	n/a
550	1.61	1.61	n/a	n/a



* tolerance = +.005 –.001 [+ .13 –.03]
** tolerance = +.005 –.005 [+ .13 –.13]

Ordering Information

Model Number:

PT9101 - **R** - **A** - **B** - **C** - **D** - **1** - **E** - **F** - **0** - **C**

order code:

Sample Model Number:

PT9101 - 0500 - 111 - 1110

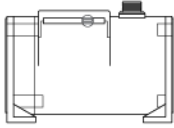
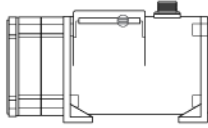
R range:	500 inches
A enclosure/cable tension:	aluminum/18 oz.
B measuring cable:	.034 nylon-coated stainless
C cable exit:	front
D output signal:	500 ohm potentiometer
F electrical connection:	6-pin plastic connector

Full Stroke Range:

R order code:	0075	0100	0150	0200	0250	0300	0350	0400	0450*	0500*	0550*
full stroke range, min:	75 in.	100 in.	150 in.	200 in.	250 in.	300 in.	350 in.	400 in.	450 in.	500 in.	550 in.

* – 36 oz. cable tension strongly recommended

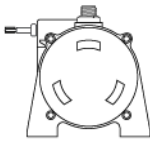

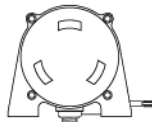

Enclosure Material and Measuring Cable Tension:

A order code:	1	3	2	4
tension ($\pm 30\%$):	18 oz.		36 oz.	
enclosure material:	powder-painted aluminum	303 stainless steel	powder-painted aluminum	303 stainless steel
max. acceleration:	1 g	1 g	5 g	5 g
max. velocity:	60 inches/sec	60 inches/sec	200 inches/sec	200 inches/sec
		standard housing see fig 1.		dual-spring housing see fig 2.

Measuring Cable:

B order code:	1	2	3	4
cable construction:	\varnothing .034-inch nylon-coated stainless steel rope	\varnothing .047-inch bare stainless steel rope	\varnothing .058-inch PVC jacketed vectra fiber rope	\varnothing .031-inch bare stainless steel rope
available ranges:	all ranges	all ranges up to 500 inches	all ranges up to 400 inches	550-inch range only
general use:	indoor	outdoor, debris, high temperature	high voltage or magnetic field	outdoor, debris, high temperature

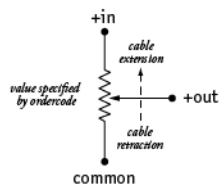
Cable Exit:

C order code:	front	top	back	down
				

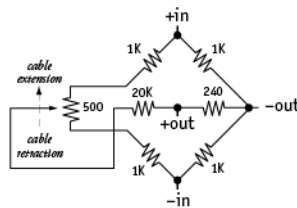
Output Signals:

D order code:	1	2	3	4	5	6
	500 ohm*	1000 ohm*	5000 ohm*	10,000 ohm*	fixed bridge (2 mV/V)	adjustable bridge (0...30 mV/V)
	*tolerance = $\pm 10\%$					

circuit, options 1-4

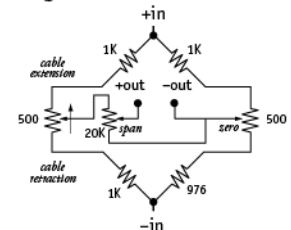


fixed bridge circuit



full scale output: 2 mV/V
zero adjust: not available

adjustable bridge circuit



full scale output: adjustable from 0 to 30mV/V
zero adjust: to 50% of full stroke

PT9101

Heavy Industrial • Voltage Divider

Electrical Connection:

1			2			3			4		
order code:			order code:			order code:			order code:		
6-pin plastic connector w/mating plug IP 67, NEMA 4X**, 6			10-ft. [3 M] waterproof cable IP 67, NEMA 4X**, 6			6-pin metal connector w/mating plug IP 65, NEMA 4			25-ft. [7.5 M] instrumentation cable IP 67, NEMA 6		
100-ft. [30 M] waterproof cable IP 67, NEMA 4X**, 6			10-ft. [3 M] pressure tested* waterproof cable IP 68, NEMA 4X**, 6P			100-ft. [30 M] pressure tested* waterproof cable IP 68, NEMA 4X**, 6P					
6-pin Mating Plug			Waterproof Cable			Instrumentation Cable					
pin A B C D	standard + in common + out -	bridge + in - in - out + out				color code WHITE BLACK GREEN	standard + in common + out	bridge n/a n/a n/a	color code RED BLACK GREEN WHITE	standard + in common + out -	bridge + in - in + out - out

Notes: *-Test pressure: 100 feet [30 meters] H₂O (40 PSID); Test Medium: Air; Duration: 2 hours.

**-NEMA 4X applies to stainless steel enclosure only.

VLS Option - Free Release Protection

The patented Celesco Velocity Limiting System (VLS) is an option for PT9000 Series cable extension transducers that limits cable retraction to a safe 40 to 55 inches per second for the single spring option and 40 to 80 inches per second for the higher tension dual spring option.

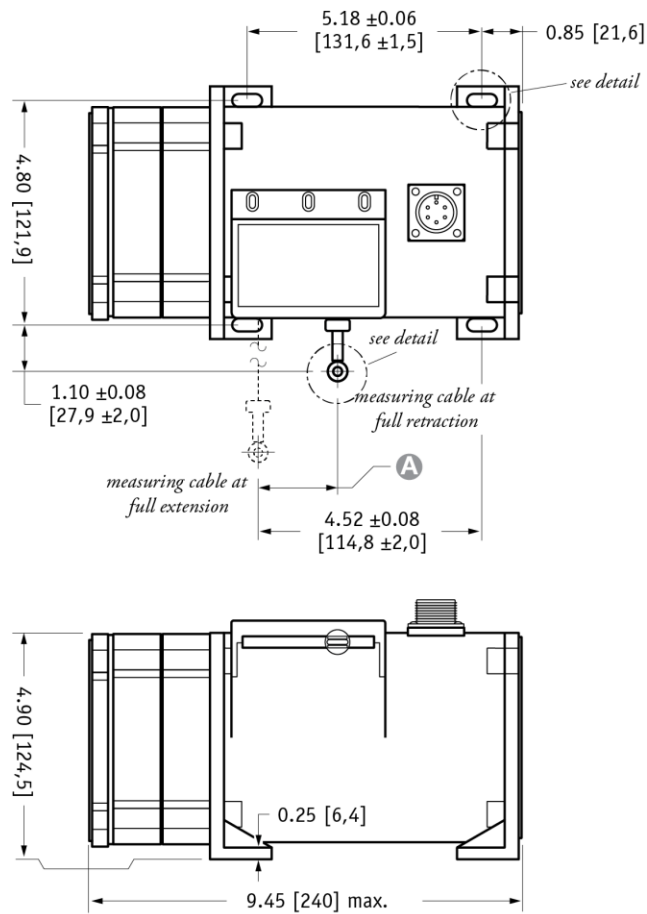
The VLS option prevents the measuring cable from ever reaching a damaging velocity during an accidental free release. This option is ideal for mobile applications that require frequent cable disconnection and reconnection. It prevents expensive unscheduled downtime due to accidental cable mishandling or attachment failure.

- using guide below, select PT9101 model **PT9101-0100-111-1110**
- remove "PT" from the model number **9101-0100-111-1110**
- add "VLS" **VLS + 9101-0100-111-1110**
- completed model number! **VLS9101-0100-111-1110**

VLS9101 -	A	B	C	D	E	F	G
0075	1	1	1	1	1		
thru	2	2	2	2	2		
0550	3	3	3	3	3		
	4	4	4	4	4		
				5	5		
				6	6		
					7		

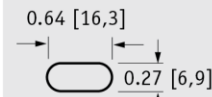
= available options.

Fig. 2 – Outline Drawing (36 oz. cable tension only)

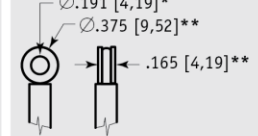


DIMENSIONS ARE IN INCHES [MM]
 tolerances are 0.03 IN. [0.5 MM] unless otherwise noted.

mounting hole detail

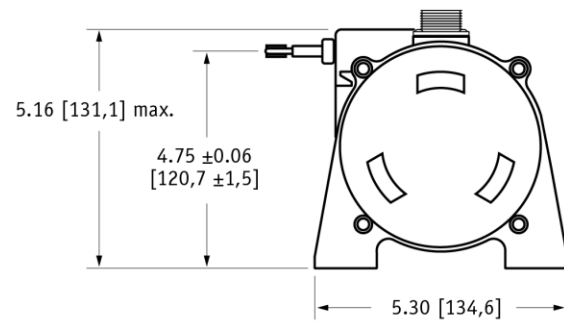


eyelet detail



A DIMENSION (INCHES)

RANGE	MEASURING CABLE			
	Ø.031 in.	Ø.034 in.	Ø.047 in.	Ø.062 in.
75	n/a	0.22	0.29	0.37
100	n/a	0.29	0.39	0.49
150	n/a	0.44	0.59	0.73
200	n/a	0.58	0.79	0.98
250	n/a	0.73	0.98	1.22
300	n/a	0.88	1.18	1.47
350	n/a	1.02	1.38	1.71
400	n/a	1.17	1.57	1.96
450	n/a	1.31	1.77	n/a
500	n/a	1.46	1.97	n/a
550	1.61	1.61	n/a	n/a



* tolerance = $+.005 - .001$ [$+.13 - .03$]
 ** tolerance = $+.005 - .005$ [$+.13 - .13$]