

Triac dimmable driver---Constant Voltage PWM output series 100W

■Features



- Output constant voltage
- Range AC input: 200-240V
- Built-in active PFC function
- Efficiency :up to 84%
- Protections:short circuit/over loading/over temperature
- Full protection aluminum housing easy installation
- IP66 design for outdoor installation
- Cooling by free air convection
- Work with leading edge and trailing edge TRIAC dimmers
- Strong compatibility, flicker-free dimming
- Suitable for LED lighting and moving sign applications

■ Specification



Model		KVF-12100-TDH	KVF-24100-TDH
Output	DC Voltage	12V	24V
	Voltage Tolerance	±0.5V	
	Rated current	8.33A	4.16A
	Rated power	100W	
Input	Voltage Range	200-240V AC	
	Frequency Range	47-63HZ	
	Power Factor	PF ≥ 0.97/200VAC PF ≥ 0.97/230VAC PF ≥ 0.97/240VAC(Full loading)	
	Full Load Efficiency(Typ.)	83%	84%
	AC Current (Max.)	0.8A	0.8A
	Leakage current	<0.50mA	
Protection	Short Circuit	shut down o/p voltage, re-power on to recover after fault condition is removed	
	Over load	≤120% constant current limiting, auto-recovery	
	Over Temperature	100℃±10℃ shut down o/p voltage, re-power on to recover	
Environment	Working TEMP.	-40~+60℃ (Refer to Derating Curve -- Page 4)	
	Working Humidity	20~95%RH,non-condensing	
	Storage TEM.,Humidity	-40~+80℃ ,10~95%RH	
	TEMP.coefficient	±0.03%/℃(0~40℃)	
	Vibration	10 - 500Hz, 5G 12min./1 cycle, period for 72min.each along X,Y,Z axes.	
	Safety&EMC	Safety standards	EN61347-1 EN61347-2-13
Withstand voltage		I/P-O/P:3.75KVAC I/P-FG:1.88KVAC O/P-FG:0.5KVAC	
Isolation resistance		I/P-O/P I/P-FG O/P-FG:100MΩ/500VDC/25℃/70%RH	
EMC EMISSION		EN55015,EN61000-3-2,3 (≥60%loading)	
EMC Immunity		EN61000-4-2,3,4,5,6 ,11,EN61547	
Others	Weight	1.1kg	
	Size	230*70*43mm(L*W*H)	
	packing	245*75*65mm inner box, 340*275*170mm outside carton 10PCS /CTN	
Notes	1. All parameters NOT specially mentioned are measured at 230VAC input , rated load and 25℃		

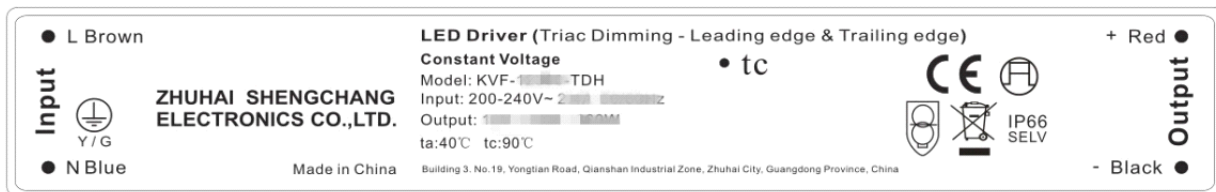
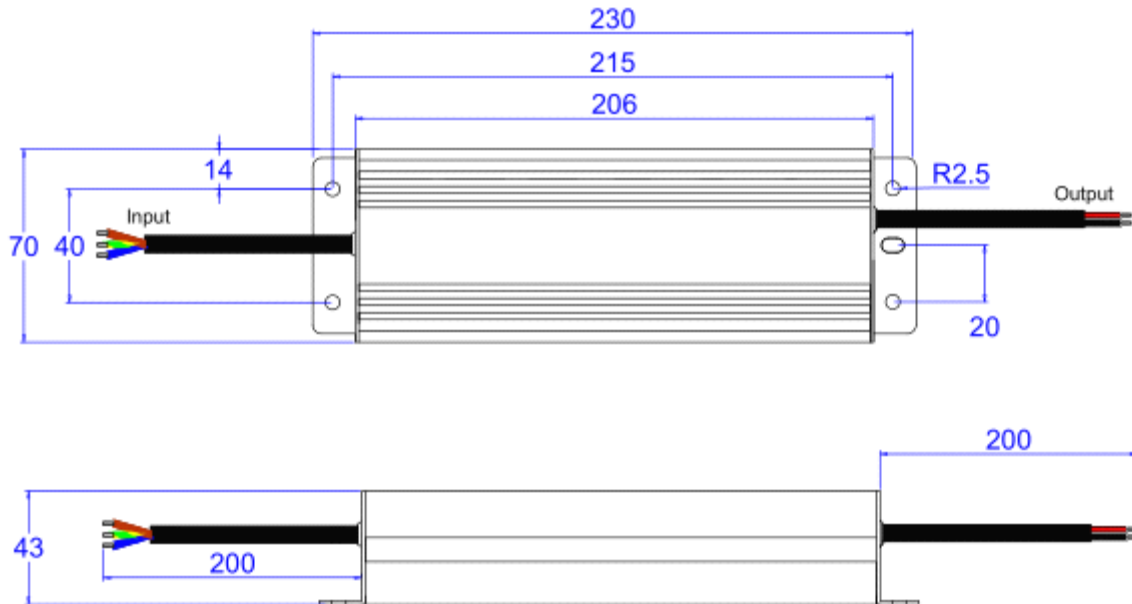
Triac dimmable driver---Constant Voltage PWM output series 100W

of ambient temperature.

2. To extend the driver's using life ,please reduce the loading at lower input voltage.

3.Loading range from 10% to 100%

■Mechanical Specification



※Input Rubber cable H05RN-F 3*1.0mm² ,the green /yellow cable connect with (FG),Brown with AC (L),Blue with AC(N)

※Output Rubber cable H05RN-F 2*1.0mm²,Red is output(V+) Positive,Black is output (V-) negative.Connected to LED Lamps.

※Please make sure you connect these correctly otherwise your product will not function correctly and could be damaged.

※Note: If you have any other requests, we can customized for you.

■Dimming Operation

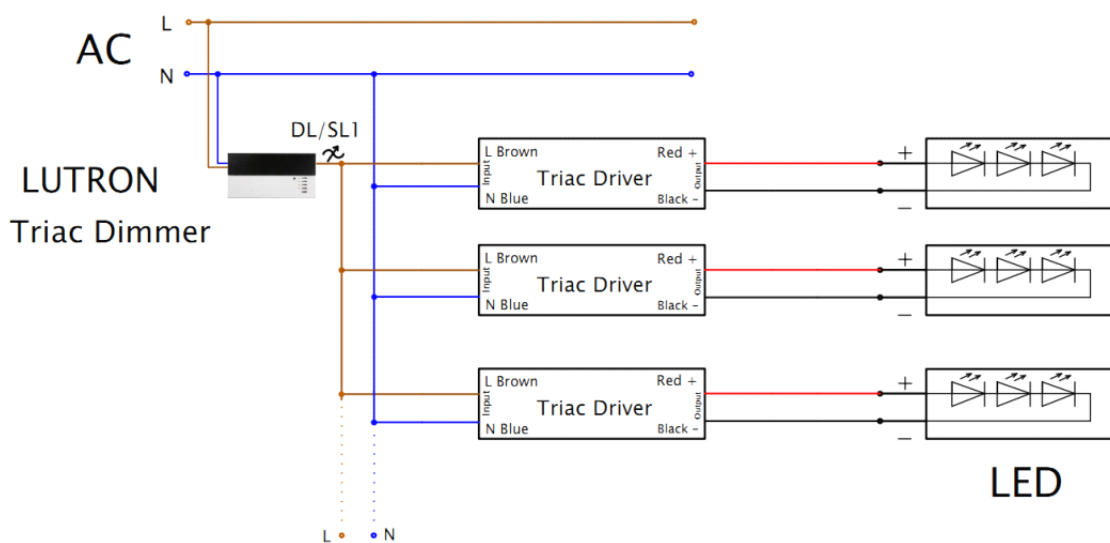
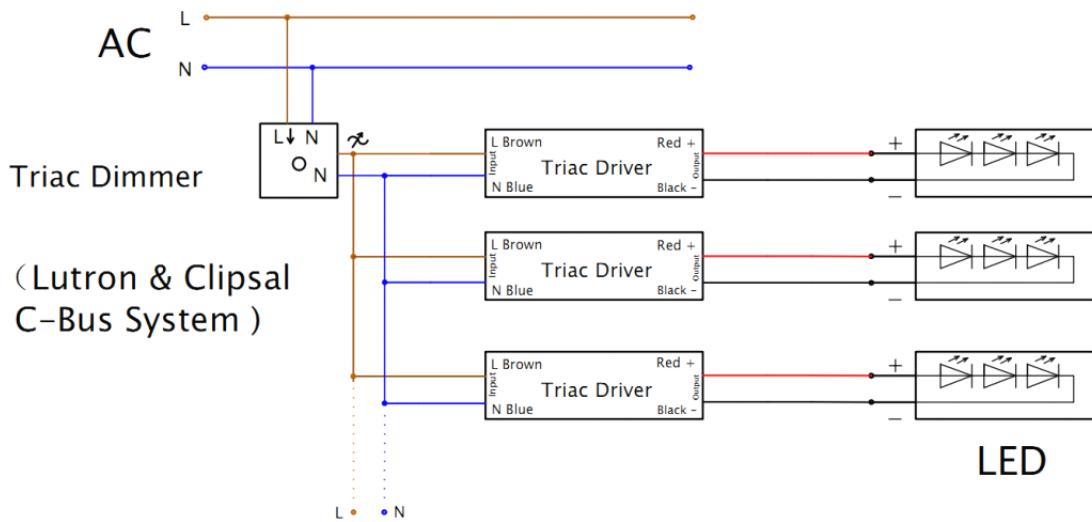
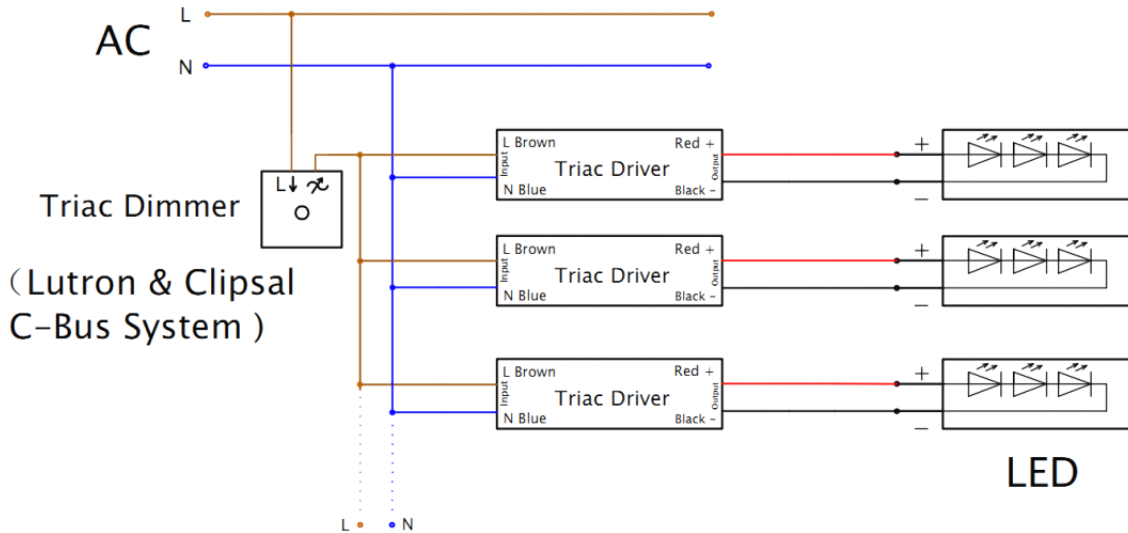
※Output constant current level can be adjusted through input terminal of the AC phase line(L) by connection a triac dimmer.

※Compatible with Leading edge and tailing edge triac dimmers.

※Please use a dimmer with max. power at least 1.5 times than the load.

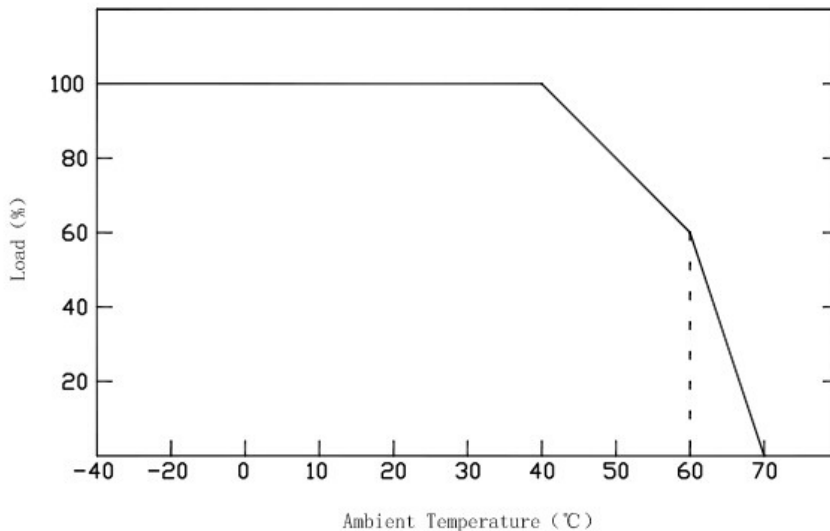
■ Connecting Diagram

Triac dimmable driver---Constant Voltage PWM output series 100W



Triac dimmable driver---Constant Voltage PWM output series 100W

■Derating Curve



※To extend their life, please refer to the Derating Curve and derate according to the temperature.

■Instruction

- 1) This driver should be installed by qualified and professional person;
- 2) Please make sure the transformer is installed with adequate ventilation around it allow for heat dissipation.
- 3) Ensure that wiring is correct before test in order to avoid light and power supply damage;
- 4) If driver cannot work normally, don't maintain privately, please contact with Shengchang.

If you have any other questions, please feel free to contact with ZHUHAI SHENGCHANG ELECTRONICS CO., LTD.