

Constant Current Phase/Triac dimmable driver---10W series



■ Features:

- Output constant current
- Universal AC input: 100-130VAC
- High efficiency :up to 80%
- Protection:short circuit/over loading/over current/ Over temperature
- Full protection plastic housing
- Easy installation
- Cooling by free air convection
- Compatible with Forward & Reverse phase, Triac, ELV Dimmers
- Strong compatibility, flicker-free dimming
- Suitable for LED lighting and moving sign applications and others
- Suitable for dry or damp location use , IP20



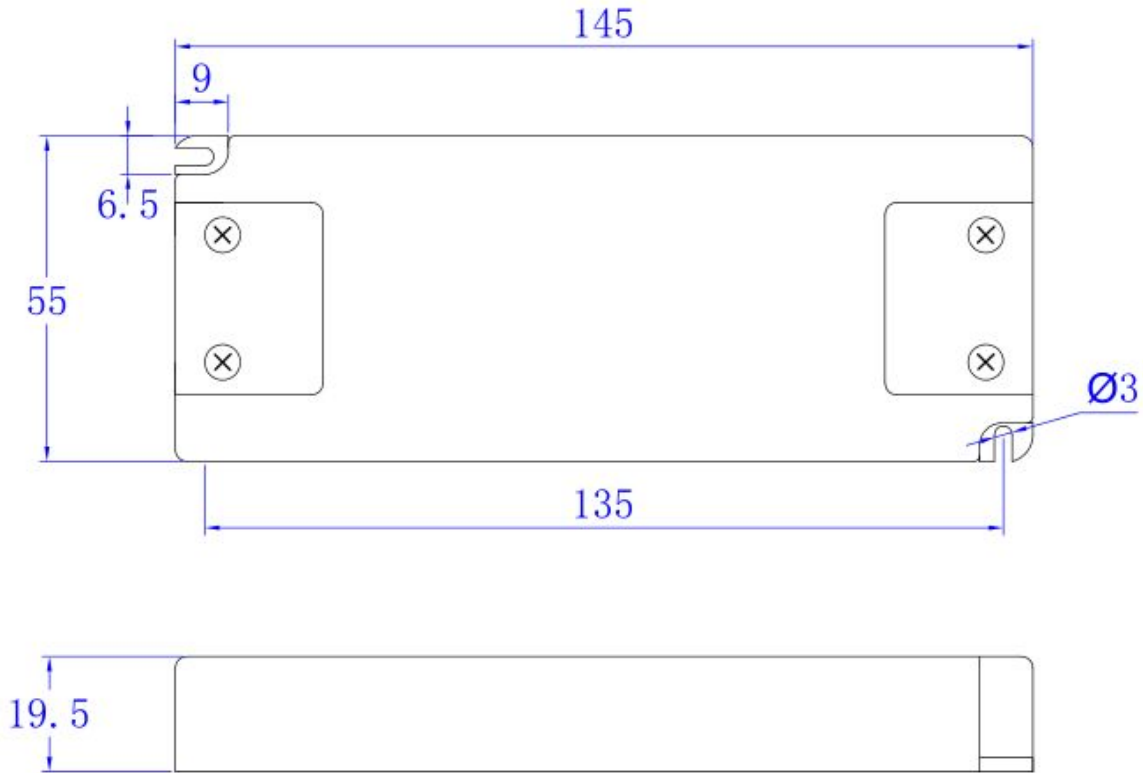
■Specification

Model		KI-40250-TDL	KI-35350-TDL	KI-20500-TDL	KI-15700-TDL
Certificates		ETL,FCC	ETL,cETL,FCC	ETL,cETL,FCC	ETL,FCC
Output	Rated current	250mA	350mA	500mA	700mA
	Current Tolerance	±5%			
	DC Voltage	24-40V	20-35V	12-20V	9-15V
	Open circuit voltage(Max.)	45V	40V	25V	20V
	Rated power	10W	12.25W	10W	10.5W
Input	Voltage Range	100~130VAC			
	Frequency Range	47~63HZ			
	Power Factor	PF≥0.95 (Full loading)			
	Efficiency (Typ.)	79%	79%	79%	80%
	AC Current (Max.)	0.11A	0.12A	0.12A	0.13A
	Leakage current	< 0.50mA/120VAC			
Protection	Short Circuit	Hiccup mode, will recover automatically after fault condition is removed			
	Over Loading	≤120%			
	Over temperature	100℃±10℃, Shut down o/p voltage, recover automatically after temperature goes down.			
Environment	Working TEMP.	-40~+60℃			
	Working Humidity	20~90%RH, non-condensing			
	Storage TEMP. Humidity	-40~+80℃, 10~90%RH			
	TEMP .coefficient	±0.03%/℃(0~50℃)			
	Vibration	10~500Hz, 2G 12min./1 cycle,period for 72min. each along X,Y,Z axes			
Safety& EMC	Safety standards	UL8750+UL1310 Class 2 unit			
	Withstand voltage	I/P-O/P:1500VAC			
	Isolation resistance	I/P-O/P: 100MΩ/500VDC/25℃/70%RH			
	EMC EMISSION	FCC Part 15 B			
Others	Net. Weight	0.2Kg			
	Size	140*55*19.5mm (L*W*H)			
	packing	350*280*215mm 50PCS/CTN			

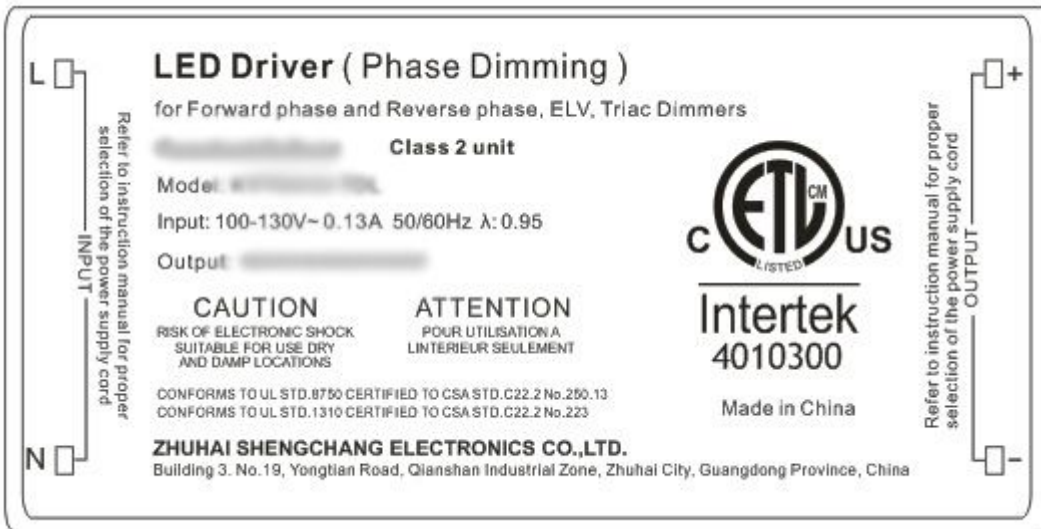
Constant Current Phase/Triac dimmable driver---10W series

Notes	<ol style="list-style-type: none"> 1. All parameters if NOT specially mentioned are measured at 120VAC input , rated load and 25°C of ambient temperature. 2. To extend the driver's using life ,please reduce the loading at lower input voltage. 3.Loading should be 60-100%.
--------------	------------------------------------------------------------------------------------------------------------------------------------------------------------------------------------------------------------------------------------------------------------------------------------------------------------------

■ Mechanical Specification for KV series 10W Phase/Triac Dimmable driver



■ Label



※ Input (L) and (N) with wires to be connected AC.

※ Output LED : (LED+) (LED-)

Constant Current Phase/Triac dimmable driver---10W series

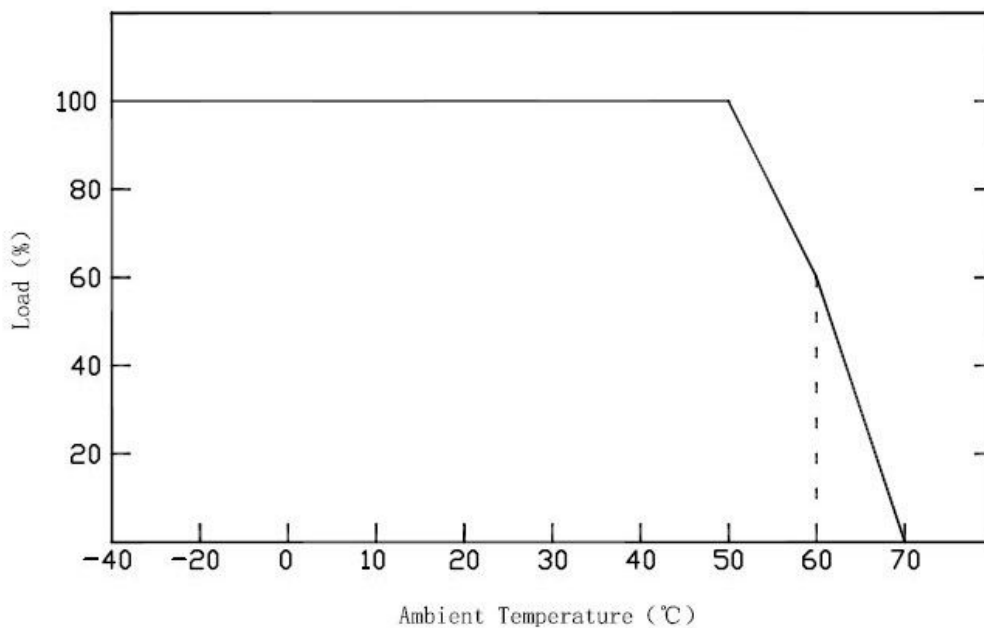
■ Dimming Operation

- ※ Output power can be adjusted through input terminal of the AC phase line(L) by connection a phase/triac dimmer.
- ※ Forward phase and Reverse phase, ELV, Triac Dimmers

■ Warning


- ※ Prevent to reverse polarity;
- ※ Risk of Electric Shock. When used outdoors, install only on a circuit protected by a Class A GFCI;
- ※ Risk of Fire. Installation involves special wiring methods to run wiring through a building structure. Consult a qualified electrician;
- ※ Risk of Electric Shock. Mount the unit at a height greater than 1 foot from the ground surface.

■ Derating Curve

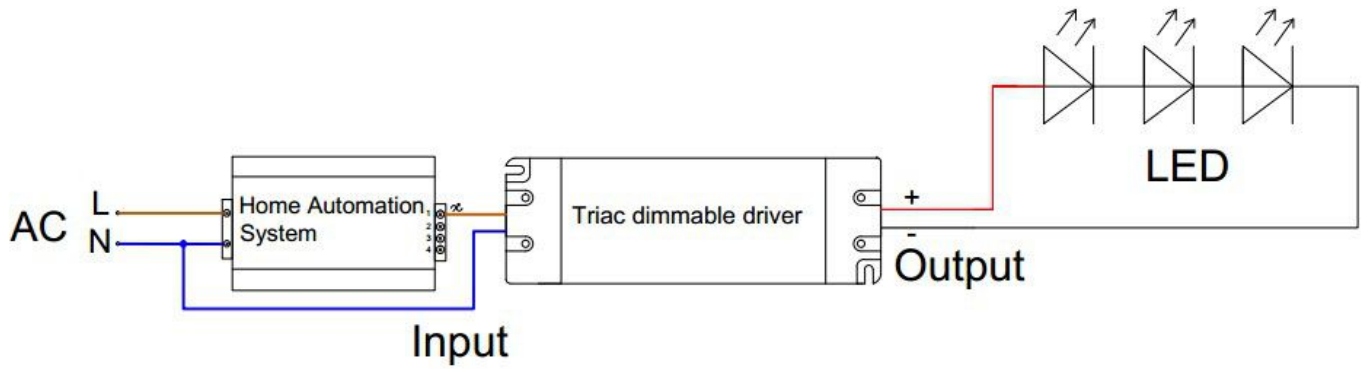


※ To extend their life, please refer to the Derating Curve and derate according to the temperature

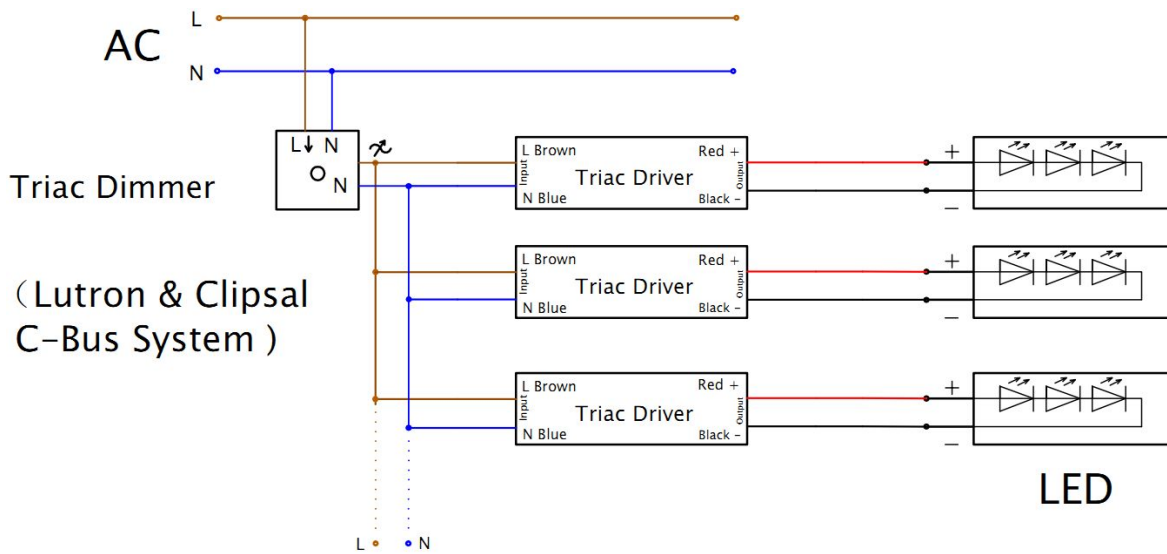
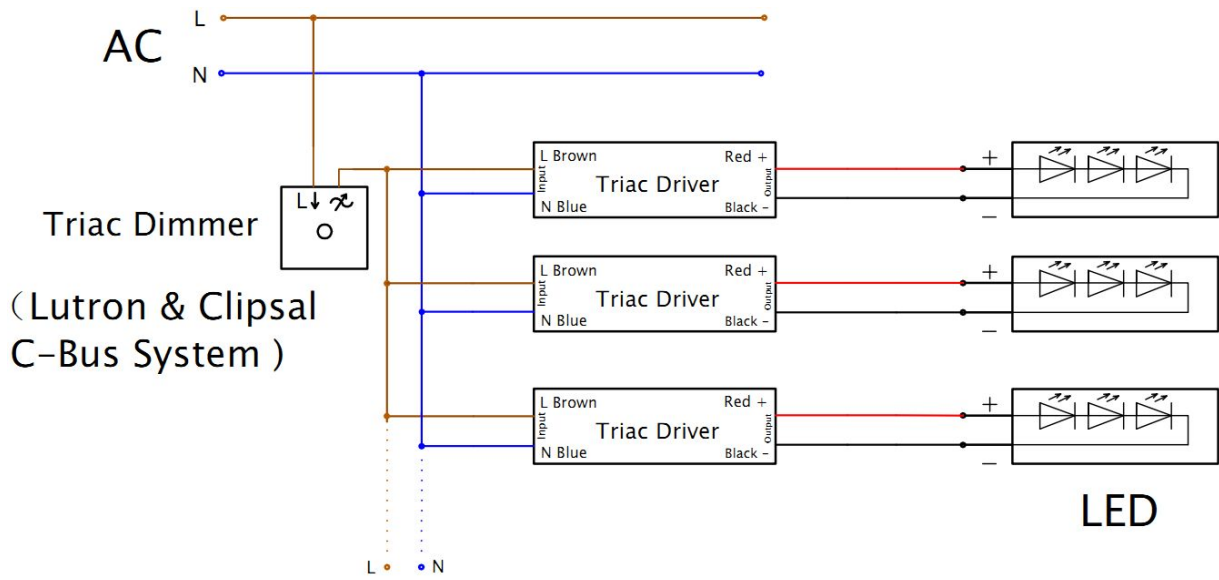
■ Single Driver Connecting Diagram



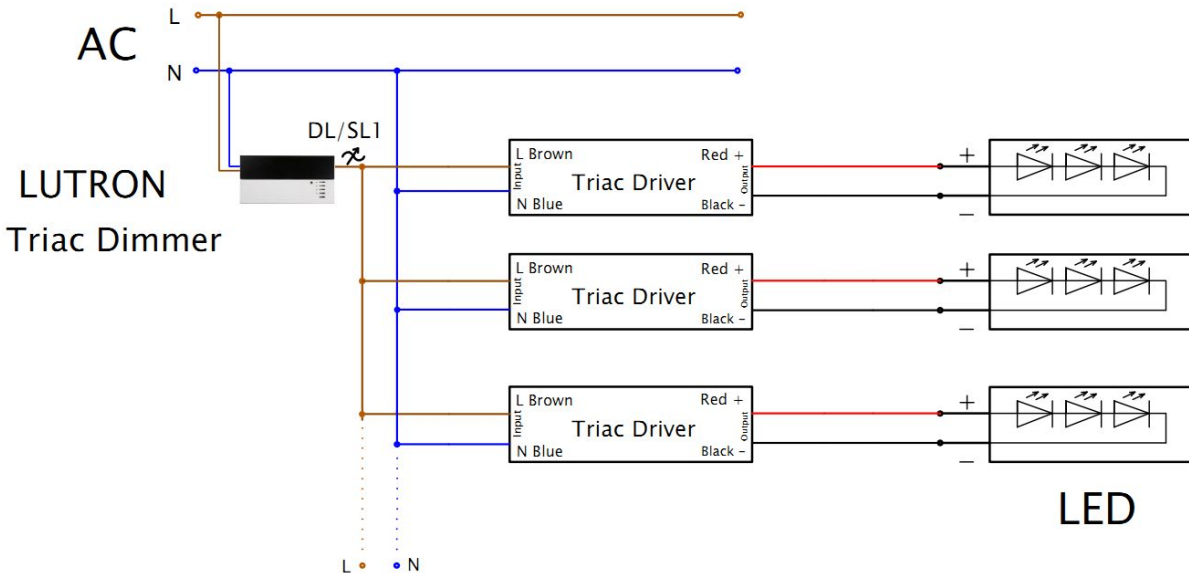
Constant Current Phase/Triac dimmable driver---10W series



Multiple Drivers Connecting Diagram



Constant Current Phase/Triac dimmable driver---10W series



Please visit our website:for more information! www.scpower.net.cn