4 FLUTE

STUB LENGTH SQUARE END MILLS
GENERAL PURPOSE MACHINING

0.0050" - 0.0394" DIAMETER
Mirror Surface Finishes
Sub Micron Grain Carbide



STUB Length (Inch Sizes)

Uncoated		AlTiN Coating		DLC* Coating		Dimensions (in)			
Part Number	Stock	Part Number	Stock	Part Number	Stock	$ØD^{+0.0000}_{-0.0010}$	Ød	L1	L2
1820-0050.007	●	1820-0050L007	●	-	-	0.0050	1/8	1 1/2	0.007
1820-0060.009	●	1820-0060L009	●	-	-	0.0060	1/8	1 1/2	0.009
1820-0070.010	●	1820-0070L010	●	-	-	0.0070	1/8	1 1/2	0.010
1820-0080.012	●	1820-0080L012	●	-	-	0.0080	1/8	1 1/2	0.012
1820-0090.013	●	1820-0090L013	●	-	-	0.0090	1/8	1 1/2	0.013
1820-0100.015	●	1820-0100L015	●	1820-0100D015	■	0.0100	1/8	1 1/2	0.015
1820-0110.016	●	1820-0110L016	●	-	-	0.0110	1/8	1 1/2	0.016
1820-0120.018	●	1820-0120L018	●	-	-	0.0120	1/8	1 1/2	0.018
1820-0130.019	●	1820-0130L019	●	-	-	0.0130	1/8	1 1/2	0.019
1820-0140.021	●	1820-0140L021	●	-	-	0.0140	1/8	1 1/2	0.021
1820-0156.022	●	1820-0156L022	●	1820-0156D022	■	0.0156 (1/64)	1/8	1 1/2	0.022
1820-0160.024	●	1820-0160L024	●	-	-	0.0160	1/8	1 1/2	0.024
1820-0170.026	●	1820-0170L026	●	-	-	0.0170	1/8	1 1/2	0.026
1820-0180.027	●	1820-0180L027	●	-	-	0.0180	1/8	1 1/2	0.027
1820-0190.029	●	1820-0190L029	●	-	-	0.0190	1/8	1 1/2	0.029
1820-0200.030	●	1820-0200L030	●	1820-0200D030	■	0.0200	1/8	1 1/2	0.030
1820-0210.031	●	1820-0210L031	●	-	-	0.0210	1/8	1 1/2	0.031
1820-0220.033	●	1820-0220L033	●	-	-	0.0220	1/8	1 1/2	0.033
1820-0230.035	●	1820-0230L035	●	-	-	0.0230	1/8	1 1/2	0.035
1820-0240.036	●	1820-0240L036	●	-	-	0.0240	1/8	1 1/2	0.036
1820-0250.037	●	1820-0250L037	●	1820-0250D037	■	0.0250	1/8	1 1/2	0.037
1820-0260.039	●	1820-0260L039	●	-	-	0.0260	1/8	1 1/2	0.039
1820-0270.041	●	1820-0270L041	●	-	-	0.0270	1/8	1 1/2	0.041
1820-0280.042	●	1820-0280L042	●	-	-	0.0280	1/8	1 1/2	0.042
1820-0290.043	●	1820-0290L043	●	-	-	0.0290	1/8	1 1/2	0.043
1820-0300.045	●	1820-0300L045	●	1820-0300D045	■	0.0300	1/8	1 1/2	0.045
1820-0312.047	●	1820-0312L047	●	-	-	0.0312 (1/32)	1/8	1 1/2	0.047
1820-0320.048	●	1820-0320L048	●	-	-	0.0320	1/8	1 1/2	0.048
1820-0330.049	●	1820-0330L049	●	-	-	0.0330	1/8	1 1/2	0.049
1820-0340.051	●	1820-0340L051	●	-	-	0.0340	1/8	1 1/2	0.051
1820-0350.052	●	1820-0350L052	●	1820-0350D052	■	0.0350	1/8	1 1/2	0.052
1820-0360.054	●	1820-0360L054	●	-	-	0.0360	1/8	1 1/2	0.054
1820-0370.055	●	1820-0370L055	●	-	-	0.0370	1/8	1 1/2	0.055
1820-0380.057	●	1820-0380L057	●	-	-	0.0380	1/8	1 1/2	0.057
1820-0394.058	●	1820-0394L058	●	1820-0394D058	■	0.0394	1/8	1 1/2	0.058

*DLC is Amorphous Diamond

SERIES 1820 WORKPIECE MATERIAL

Coating	P Steel ~30HRC	P Steel 30~40HRC	H Hardened Steel ~55HRC	H Hardened Steel ~68HRC	M Stainless Steel	K Cast Iron	N Aluminum	N Graphite	N Copper Alloy	N Brass	N CFRP	N Plastic	N Thermoset Plastic	N High Density Plastic	S Nickel / Cobalt	S Titanium Alloy
AlTiN	★	★	★	☆	☆	☆									☆	☆
DLC							☆	★	☆	☆	★	★	★			
Uncoated							☆	☆	☆	★	☆	☆	☆	☆		☆

★ : Priority ☆ : Applicable Materials

Recommended Cutting Conditions ➔ Page L221

Symbol Descriptions ➔ Page L3

● : U.S. Stock Standard
■ : NOT STOCKED - Call for Delivery

4 FLUTE

EXTENDED REACH SQUARE END MILLS
DEEP REACH MILLING

0.0650" - 0.1250" DIAMETER
Mirror Surface Finishes
Sub Micron Grain Carbide



EXTENDED Reach (Inch Sizes)

Uncoated		AlTiN Coating		Dimensions (in)				
Part Number	Stock	Part Number	Stock	$ØD^{+0.0000}_{-0.0010}$	Ød	L1	L2	L3
1840-0650.500	●	1840-0650L500	●	0.0650	1/8	1 1/2	0.195	0.500
1840-0650.600	●	1840-0650L600	●	0.0650	1/8	2	0.195	0.600
1840-0700.500	●	1840-0700L500	●	0.0700	1/8	1 1/2	0.210	0.500
1840-0700.700	●	1840-0700L700	●	0.0700	1/8	2	0.210	0.700
1840-0750.500	●	1840-0750L500	●	0.0750	1/8	1 1/2	0.225	0.500
1840-0750.700	●	1840-0750L700	●	0.0750	1/8	2	0.225	0.700
1840-0781.590A	●	1840-0781L590A	●	0.0781 (5/64)	1/8	1 1/2	0.234	0.590
1840-0781.590	●	1840-0781L590	●	0.0781 (5/64)	1/8	2	0.234	0.590
1840-0800.500	●	1840-0800L500	●	0.0800	1/8	1 1/2	0.240	0.500
1840-0800.750	●	1840-0800L750	●	0.0800	1/8	2	0.240	0.750
1840-0850.500	●	1840-0850L500	●	0.0850	1/8	1 1/2	0.255	0.500
1840-0850.750	●	1840-0850L750	●	0.0850	1/8	2	0.255	0.750
1840-0900.625	●	1840-0900L625	●	0.0900	1/8	1 1/2	0.270	0.625
1840-0900.750	●	1840-0900L750	●	0.0900	1/8	2	0.270	0.750
1840-0938.590	●	1840-0938L590	●	0.0938 (3/32)	1/8	2	0.281	0.590
1840-0938.625	●	1840-0938L625	●	0.0938 (3/32)	1/8	1 1/2	0.279	0.625
1840-0950.625	●	1840-0950L625	●	0.0950	1/8	1 1/2	0.285	0.625
1840-0950.750	●	1840-0950L750	●	0.0950	1/8	2	0.285	0.750
1840-1000.625	●	1840-1000L625	●	0.1000	1/8	1 1/2	0.300	0.625
1840-1000.750	●	1840-1000L750	●	0.1000	1/8	2	0.300	0.750
1840-1094.590	●	1840-1094L590	●	0.1094 (7/64)	1/8	2	0.328	0.590
1840-1100.750	●	1840-1100L750	●	0.1100	1/8	2	0.330	0.750
1840-1250.590	●	1840-1250L590	●	0.1250 (1/8)	1/8	2	0.375	0.590

Neck Diameter = 0.96 X Cutting Diameter

SERIES 1840 **WORKPIECE MATERIAL**

Coating	P Steel ~30HRC	P Steel 30~40HRC	H Hardened Steel ~55HRC	H Hardened Steel ~68HRC	M Stainless Steel	K Cast Iron	N Aluminum	N Graphite	N Copper Alloy	N Brass	N CFRP	N Plastic	N Thermoset Plastic	N High Density Plastic	S Nickel / Cobalt	S Titanium Alloy
AlTiN	★	★	★	☆	☆	☆									☆	☆
Uncoated							☆	☆	☆	☆	☆	☆	☆	☆		☆

★ : *Priority* ☆ : *Applicable Materials*

Recommended Cutting Conditions ➡ ***Page L221, L223***

Symbol Descriptions ➡ ***Page L3***

● : U.S. Stock Standard
■ : NOT STOCKED - Call for Delivery

4 FLUTE

EXTENDED REACH SQUARE END MILLS
DEEP REACH MILLING

0.40mm - 6.00mm DIAMETER
Mirror Surface Finishes
Sub Micron Grain Carbide



EXTENDED Reach (Metric Sizes)

Uncoated		AlTiN Coating		Dimensions (mm)				
Part Number	Stock	Part Number	Stock	$ØD^{+0.00mm}_{-0.02mm}$	$Ød^{h6}$	L1	L2	L3
1840-0157.118	●	**1840-0157L118**	●	0.40	3.00	38.00	1.20	3.00
1840-0197.157	●	**1840-0197L157**	●	0.50	3.00	38.00	1.50	4.00
1840-0236.197	●	**1840-0236L197**	●	0.60	3.00	38.00	1.80	5.00
1840-0256.236	●	**1840-0256L236**	●	0.65	3.00	38.00	1.95	6.00
1840-0276.276	●	**1840-0276L276**	●	0.70	3.00	38.00	2.10	7.00
1840-0295.315	●	**1840-0295L315**	●	0.75	3.00	38.00	2.25	8.00
1840-0315.354	●	**1840-0315L354**	●	0.80	3.00	50.00	2.40	9.00
1840-0354.394	●	**1840-0354L394**	●	0.90	3.00	50.00	2.70	10.00
1840-0394.394	●	**1840-0394L394**	●	1.00	3.00	50.00	3.00	10.00
1840-0591.591	●	**1840-0591L591**	●	1.50	3.00	50.00	4.50	15.00
1840-0787.787	●	**1840-0787L787**	●	2.00	3.00	50.00	6.00	20.00
1840-0984.906	●	**1840-0984L906**	●	2.50	3.00	50.00	7.50	23.00
1840-1181.906	●	**1840-1181L906**	●	3.00	3.00	50.00	9.00	23.00
1840-1378.984	●	**1840-1378L984**	●	3.50	6.00	75.00	10.50	25.00
1840-1575.984	●	**1840-1575L984**	●	4.00	6.00	75.00	12.00	25.00
1840-1772.1181	●	**1840-1772L1181**	●	4.50	6.00	75.00	13.50	30.00
1840-1968.1181	●	**1840-1968L1181**	●	5.00	6.00	75.00	15.00	30.00
1840-2165.1181	●	**1840-2165L1181**	●	5.50	6.00	75.00	16.50	30.00
1840-2362.1181	●	**1840-2362L1181**	●	6.00	6.00	75.00	18.00	30.00

Neck Diameter = 0.96 X Cutting Diameter

SERIES 1840 **WORKPIECE MATERIAL**

Coating	P Steel ~30HRC	P Steel 30~40HRC	H Hardened Steel ~55HRC	H Hardened Steel ~68HRC	M Stainless Steel	K Cast Iron	N Aluminum	N Graphite	N Copper Alloy	N Brass	N CFRP	N Plastic	N Thermoset Plastic	N High Density Plastic	S Nickel / Cobalt	S Titanium Alloy
AlTiN	★	★	★	☆	☆	☆									☆	☆
Uncoated							☆	☆	☆	☆	☆	☆	☆	☆		☆

★ : *Priority* ☆ : *Applicable Materials*

Recommended Cutting Conditions ➔ ***Page L222, L224***

Symbol Descriptions ➔ ***Page L3***

(U.S.) **1.888.848.8449**
(International) **001.714.428.3636**
Visit us online at **KyoceraPrecisionTools.com**

U.S. Stock Standard : ●
NOT STOCKED - Call for Delivery : ■